



# USER MANUAL

---

## USB to HDMI Converter

Enjoy the vivid world

# Introduction :

This USB to HDMI converter is able to display or expand picture of PC/smart phone/ tablet PC etc.to larger size displayer via USB3.0 interface.It is support HDMI interface output,compatible with Windows,Android,Mac OS systems.




# Features :

- \* Support EDID/HPD processing;
- \* Support DVI1.0;
- \* Built-in USB3.0 driver,compatible with USB2.0 driver;
- \* Product shape is small and beautiful.

# Specifications:

HDMI resolution .....	up to 1080P/60Hz
Support audio format .....	Stereo
Input cable distance .....	≤2M USB3.0 standard cable
Output cable distance .....	≤10M AWG24 HDMI standard cable
USB Input .....	1
HDMI Output .....	1
Operating Temperature range .....	(-15 to +45℃)
Operating Humidity range .....	5 to 90%RH (No Condensation)
Dimension (L x W x H) .....	63x27x15 (mm)
Weight .....	15g

## Connection Diagram :

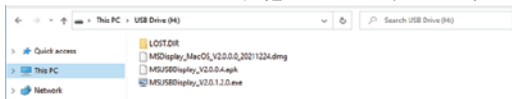


## Operating and Connecting :

1. Connect USB source devices and input of Converter with USB3.0 cable..
2. Connect display devices and output of Converter with HDMI cable.

## Set up and use :

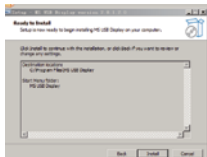
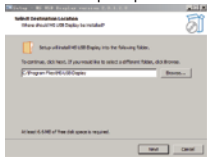
1. Connect converter with PC, “Removable disk” appeared at “ My Computer”,install the driver.Double-click “MSUSBDisplay\_V2.0.1.2.0.exe”(Windows systems driver)



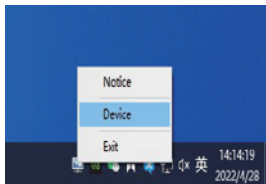
“MSDisplay\_MacOS\_V2.0.0.0\_20211224.dmg” (Mac OS systems driver) 。

“MSUSBDisplay\_V2.0.0.4.apk” (Android driver)。

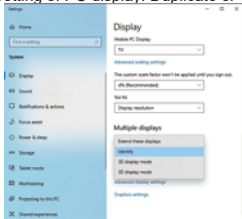
2. Follow the prompts to complete the installation:



3. After installation finished, at the bottom right of PC, right-click driver icon, click "Device"



4. Setting of PC display: Duplicate or expand to display on demand.(Shortcut keys "win+P")



Installation & setting completed.

## Operating system requests:

1. Windows 10 1607 or above.
2. Android5.1 or above.
3. Mac OS 10.14 or above.

## Accessories :

- |                                |     |
|--------------------------------|-----|
| 1. USB TO HDMI converter       | 1PC |
| 2. USB3.0 cable (male to male) | 1PC |